



ONLINE TOOLS FOR YOUTH WORK

BOOKLET FOR SEMINAR
"REDIRECTED"



Co-funded by the
Erasmus+ Programme
of the European Union



The European Commission's support for the production of this publication does not constitute an endorsement of the contents, which reflect the views only of the authors, and the Commission cannot be held responsible for any use which may be made of the information contained therein.

Although the goal of youth work is still the same – we want to prepare young people for adulthood, to be able to live in the environment and to cope with it – the conditions in which we operate and the world around us are constantly changing. And it was changing a long time before Coronavirus pandemic, which affected work in the youth work sector all around the world. The safety restrictions, in particular the physical meeting restrictions, have a direct impact on the youth work training field, which makes carrying out different activities extremely difficult.




Youth workers must keep up with and adapt to all these changes. Nowadays, when technology is developing very fast and information systems are present in every aspect of our lives, it is essential to include digital tools in youth work.



It is important to remember that the use of digital tools is intended to support the process of learning and competence-building. It is not about using mobile devices at every step just to make our workshops modern and contemporary. Meaningful use of technology in the learning process enables us to achieve our educational goals faster and more effectively. When introducing new technologies to the sessions, it is worth asking yourself certain questions: what added value does using a given tool bring? What will the participants gain from the use of this technology? After all, we don't want our participants to just say: "It was fun because we used smartphones". Our task is to prepare young people to enter the job market, to shape the necessary competences based on the use of new technologies.



There are large numbers of digital tools that are available worldwide, however in this booklet you will find those digital tools that the participants of the KA 1 Erasmus+ seminar "Redirected" found the most useful and easy to use in their daily work with youth regarding intercultural learning.



padlet

Padlet (formerly Wallwisher) is an educational technology startup company that provides a cloud-based software as a service, hosting a real-time collaborative web platform in which can be used by invited participants to collaborate in collecting ideas, brainstorming and sharing information. Participants can post comments, images, videos and links on any topic in real time which can be modified later. The Padlet wall can be viewed by an audience by being mirrored or projected to a screen. The wall can also be viewed and edited at a later stage


Padlet is a free application that works on any smart device. Additional features are available with Padlet's paid premium plans. The various privacy settings enable controlled access to your wall and rights of contributors including the option to approve contributions prior to showing. A useful function of Padlet is that contributions can be made anonymously.



StoryboardThat

Storyboard That is an easy drag-and-drop creation platform. This tool helps visually communicate ideas and concepts to quickly tell a story. Storyboard is the perfect tool to create storyboards, graphic organizers, comics, and powerful visual assets for use in an education, business, or personal setting.

It provides templates in which you can create your stories in a comic strip style along with hundreds of scenes, characters, and text bubbles to fill your storyboard's frames, so you're always capable of creating something new and unique.



Once a storyboard is created, the user can present via PowerPoint, Google Slides, or Apple Keynote, or they can email the storyboard, post to social media, or embed it on a blog. Storyboards are stored in the users account for access anywhere, from any device, no download needed. They offer a free version and a premium subscription version with extensive abilities.

Canva

Canva is a tool for producing designs and documents for you or your organization. You can use the tools to create marketing materials for social media platforms and it has all the correct dimensions for those platforms. It's easily accessible by phone or tablet and is user friendly. Not only can you use it to spice up your social media content, but you can also use it to design things like presentations, invitations, posters, brochures, portfolios, menus, business cards, resumes etc. The app includes wide variety of logos, dynamic imagery, hundreds of templates, colours, fonts ect. and can upload your own images. The possibilities are endless with Canva, and it truly can help elevate your content to the next level. Canva is meant for the non-designer, has many similar functionalities to Adobe Photoshop, and is a completely professional-level program. In 2021, Canva also launched a video editing tool.

The platform is free to use and offers paid subscriptions. Users can also pay for physical products to be printed and shipped. This should be a tool you take advantage of if you're looking to communicate across multiple platforms, utilizing consistent and quality branding.



Google Jamboard

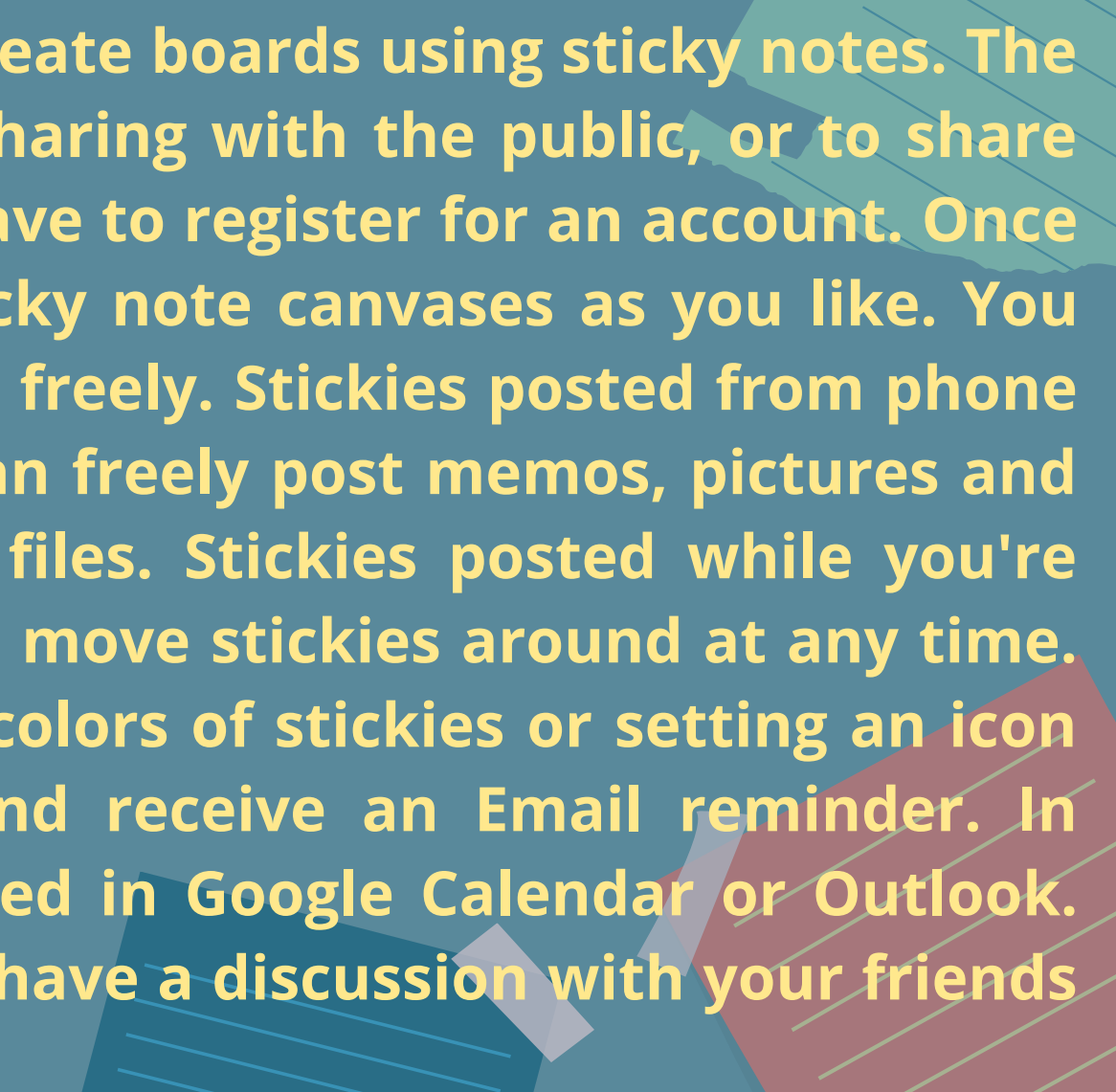
Jamboard is a digital whiteboard developed by Google to work with Google Workspace that allows for remote or in-person collaboration on a shared space. Colleagues can sketch out ideas, problem solve, or draw collaboratively and synchronously. The display can also be mounted onto a wall or be configured into a stand. Jamboard makes learning visible and accessible to all collaborators on the jam session. Plus, It's easy to present your jams in real time through Meet, allowing for easy sharing or making real-world connections.

Work can be saved to Google Drive, as a PDF, or as individual images of specific frames.

Jamboard is a free companion app that is available through browser or for download on iOS and Android operating systems. Google enables the Jamboard service by default for everyone who uses G Suite

The logo for linolito, featuring the word "lino" on a yellow sticky note and "it" on a smaller yellow sticky note, both with a torn edge effect.

Linolito is a free online site that allows one to create boards using sticky notes. The user can create a board for private use, for sharing with the public, or to share with individuals with link. To use Linolito, you have to register for an account. Once you've registered you can create as many sticky note canvases as you like. You can post, see and peel off stickies on canvases freely. Stickies posted from phone App can be accessed with PC browsers. You can freely post memos, pictures and videos you take with your Phone, and even files. Stickies posted while you're offline will appear once you're online. You can move stickies around at any time. Organize your memos and ideas by changing colors of stickies or setting an icon on them. Set due dates on your stickies, and receive an Email reminder. In addition, stickies with due dates can be viewed in Google Calendar or Outlook. linolito is an ideal tool to share your ideas and to have a discussion with your friends and colleagues.

A collection of colorful sticky notes (yellow, blue, red) with various icons like a smiley face and a lightbulb, scattered on a dark blue background.

Mentimeter

Mentimeter is an interactive presentation tool that helps to engage people and enables every voice in a room to be heard. You can use it to gauge comprehension, test knowledge retention or as a fun way to break up learning. Mentimeter helps to solve the problem of always calling on the same people by getting feedback from the public. Start your lecture, presentation, event with a poll to gauge mood, warm up, or ask an essential question. Use an Action Priority Matrix to determine which skills to teach first and perform quick assessments using the quiz feature to anonymously check for concept mastery. You can also add charts, and pictures.

Mentimeter is always free to use, but for unlimited question slides per presentation plus a lot more other features it is possible to upgrade to one of paid plans.





Goosechase is a digital tool and app for creating multimodal scavenger hunts. Using Goosechase, people can take photos or videos of scavenger hunt items, solve riddles and word puzzles, and tag themselves at a GPS locations. Participants are able to compete either individually or in teams in order to earn points for different missions they complete. They can also see a live leaderboard, which adds a competitive component to the activity. Scavenger Hunts can be an active way to engage in exploring content. Scavenger hunts allow participants to find information for themselves, work in teams, and enjoy an authentic learning experience. Because of privacy concerns and the use of GPS data, it is recommended using Goosechase only if you have students over the age of 13. GooseChase is free to use to run games for up to 3 players in Individual Players mode, or up to 3 teams in Teams mode.



M

U

R

A

L

MURAL is the digital workspaces for guided visual collaboration. MURAL is space for your team to collaborate visually and problem-solve faster with an easy-to-use digital canvas. MURAL platform transforms teamwork by making meetings and workshops interactive experiences that are designed for problem solving, play, and imagination. The platform provides hundreds of visual methods, or templates, as well as Facilitation Superpowers features to guide teams through especially complex, difficult teamwork.

MURAL is now offered free for all to use. Now every team can experience MURAL for as long as they need to learn the product, try new methods, and have their first collaboration sessions in MURAL. Five Murals can be used with free version.





Basecamp

Basecamp is an online collaboration app that lets people manage their work together and communicate. You can use it to keep track of all the tasks, deadlines, files, discussions, and announcements that happen around work. With Basecamp, you break up your work into separate projects. Each project contains everything related to the work at hand - all the people involved, every discussion, every document, file, task, important dates, etc. Work becomes more productive and better organized and communication between members involves.


Basecamp plan Personal is free for use. This Basecamp plan is made for freelancers, students, families, and personal projects and it allows up to 3 projects and 20 users.



Trello is a visual collaboration tool that enables you to organize and prioritize projects in a fun, flexible, and rewarding way. In one glance, Trello tells you what's being worked on, who's working on what, and where something is in a process.

Imagine a white board, filled with lists of sticky notes, with each note as a task for you and your team. In Trello users can create their task boards with different columns and move the tasks between them. Typically columns include task statuses such as To Do, In Progress, Done. The tool can be used for personal and business purposes.

Most of what makes Trello great - it is available for free. In free plan there can be up to 10 open boards but there are also paid options with more workspaces and options.



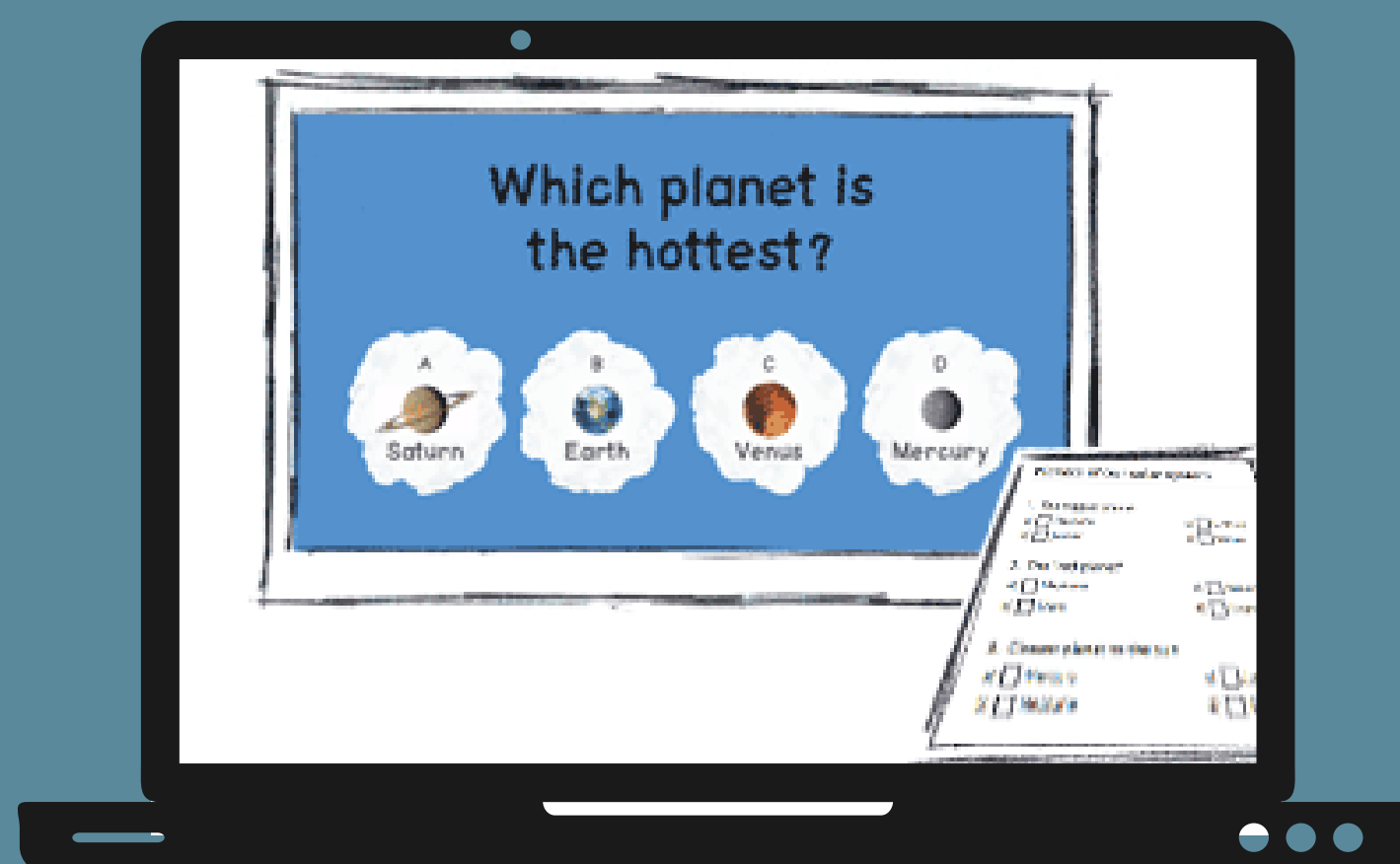
miro

Miro (previously known as RealtimeBoard) whiteboard platform that enables distributed teams to work effectively together, from brainstorming with digital sticky notes to planning and managing. Miro provide many canvas that gives the freedom to choose how you work with your team. Whether you're hosting a digital brainstorm, documenting a meeting, teaching a class, or managing an Agile workflow. It is possible to invite other users to your online whiteboard to brainstorm, take notes, and track projects. Use video conference, screen sharing, and presentation mode to run engaging meetings. Important feature to note is Miro integrations and connections. Miro can connect to other virtual working tools, such as Google Drive, Slack, Asana, Trello. You can use Miro Free plan as long as you want, with as many people as you need and create three editable boards and use premade templates

The Wordwall is designed to be an interactive tool for teachers and students or others to easily create activities for their public.

Wordwall can be used to create both interactive and printable activities. Wordwall activities are created using a template system. These templates include familiar classics like Quiz and Crossword. But they also have arcade style games like Maze Chase and Airplane, and there are classroom management tools such as Seating plan. Most of templates are available in both an interactive and a printable version. Interactives are played on any web-enabled device, like a computer, tablet, phone or interactive whiteboard.

Worldwall offers a free version, but there are also standart and Premium plans with more options.



infogram

Infogram is a data visualization and infographics platform. It was built with the goal of increasing data literacy, giving anyone the power to visualize and share data in minutes.

It allows people to make and share digital charts, infographics and maps. Infogram offers an intuitive WYSIWYG editor that converts users data into infographics that can be published, embedded or shared. Users do not need coding skills to use this tool.

Infogram enables faster publishing of data-driven content, helping your team publish beautiful charts, infographics, maps and reports.





Microsoft Teams

Microsoft Teams is a business communication platform developed by Microsoft, as part of the Microsoft 365 family of products.

Microsoft Teams is a persistent chat-based collaboration platform complete with document sharing, online meetings, and many more useful features. Teams are made up of channels, which are conversation boards between teammates. Chat function can take place between teams, groups, and individuals. Every team who uses Microsoft Teams will have a site in SharePoint Online, which will contain a default document library folder. All files shared across all conversations will automatically save to this folder. Permissions and security options can also be customized for sensitive information. Online video calling and screen sharing is available between your organization and anyone with a link. Online meetings can help enhance your communications, company-wide meetings, and even training with an online meetings function that can host up to 10,000 users. Audio conferencing is a feature where anyone can join an online meeting via phone. Note this requires additional licensing.

Microsoft Teams is included in Office 365 for free, so any Office user can enjoy all the benefits of this tool. In summary, it brings simplicity to teamwork by collaborating, sharing, communicating and doing it all under one platform.

Useful links -

<https://www.digitalyouthwork.eu/>

https://digipathways.io/content/uploads/2019/11/Training_Toolkit_Skill_IT.pdf

<https://api.digi-youth.com/media/6189709b68cc7.pdf>

